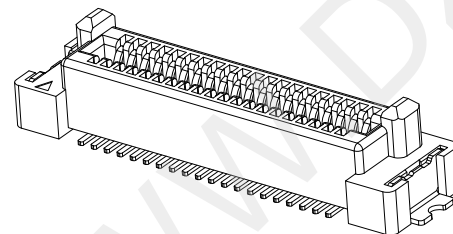
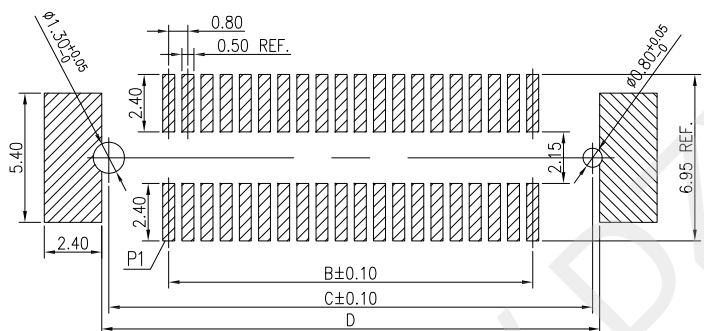
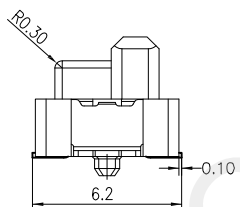
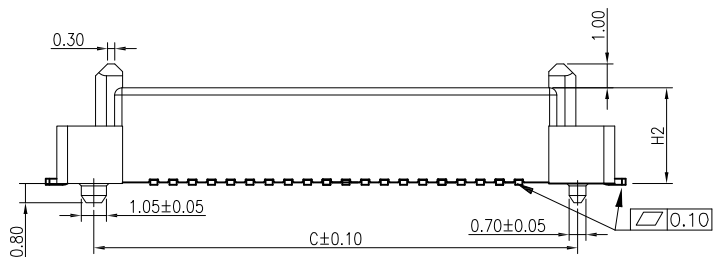


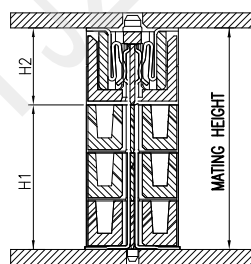
SCALE:1.25:1



3D VIEW



RECOMMENDED P.C.B LAYOUT (COMPONENT SIDE)



MATING HEIGHT

MATING HEIGHT	H1	H2
5.0	4.5	4.0
8.0	7.5	4.0
10	4.5	9.0
13	7.5	9.0
15	9.5	9.0
18	12.5	9.0
20	14.5	9.0
23	17.5	9.0
25	19.5	9.0

NO. of contacts	Dimensions				
	A.	B.	C.	D.	E.
10	11.3	3.2	8.2	8.8	4.9
20	15.3	7.2	12.2	12.8	8.9
30	19.3	11.2	16.2	16.8	12.9
40	23.3	15.2	20.2	20.8	16.9
50	27.3	19.2	24.2	24.8	20.9
60	31.3	23.2	28.2	28.8	24.9
70	35.3	27.2	32.2	32.8	28.9
80	39.3	31.2	36.2	36.8	32.9
100	47.3	39.2	44.2	44.8	40.9
120	55.3	47.2	52.2	52.8	48.9
140	63.3	55.2	60.2	60.8	56.9
160	71.3	63.2	68.2	68.8	64.9
180	79.3	71.2	76.2	76.8	72.9
200	87.3	79.2	84.2	84.8	80.9

NOTES:

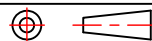
- HUOSING: LCP HIGH-TEMP THERMOPLASTIC UL94V-0 COLOR:BLACK
- TERMINAL:PHOSPHOR BRONZE  
PLATING:GOLD FLASH IN CONTACT AREA/100μ"MIN.MATTE TIN  
PLATE IN SOLDER AREA.OVERALL 50μ" MIN. NICKEL.



深圳市华宇创精密电子有限公司

TOLERANCE:

X.X ±0.30  
X.XX ±0.25  
X.XXX ±0.15  
X.' ±2" X.X' ±0.5"



UNIT: mm [inch]

SCALE:1:1 SIZE: A4

DRAWN BY :

陈一鸣

DATE :

2014-02-23

PART NAME:

0.8PH BTB 母座 金手指带接地片

CHECKED BY:

马跃

DATE :

2014-02-23

PART NO.

HYC18F-BTB2XN-XXX

APPROVED BY:

邱敏

DATE :

2014-02-23

DRAW NO:

HYC-2604111851

SHEET NO.

1 OF 1